

VITALS PLUS WITH EWSS

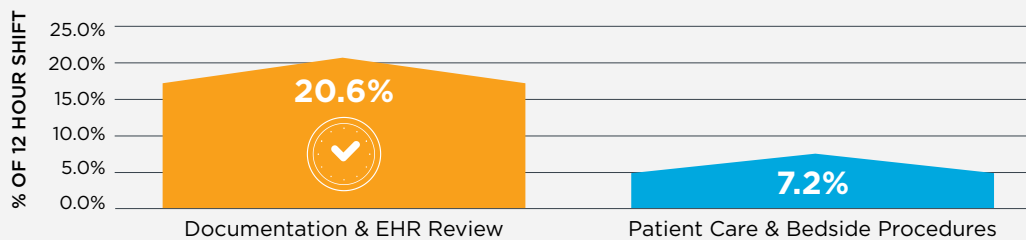
It's Time to Pay Critical Attention to Non-Critical Care

In today's dynamic non-critical care environment, workloads are compressed, patient acuity fluctuates and the nursing shortage is often keenly felt.¹ These factors, combined with a lack of real-time monitoring for non-critical patients, are contributing to increased patient risk and unexpected in-hospital mortality.²

NURSES HAVE MORE TO DO & LESS TIME TO DO IT

With an increase in patient complexity and variability, nurses face the mounting challenge of documenting and leveraging timely, accurate data to make informed care decisions.

DOCUMENTATION & REVIEW CONSUMING MORE TIME THAN DIRECT PATIENT CARE



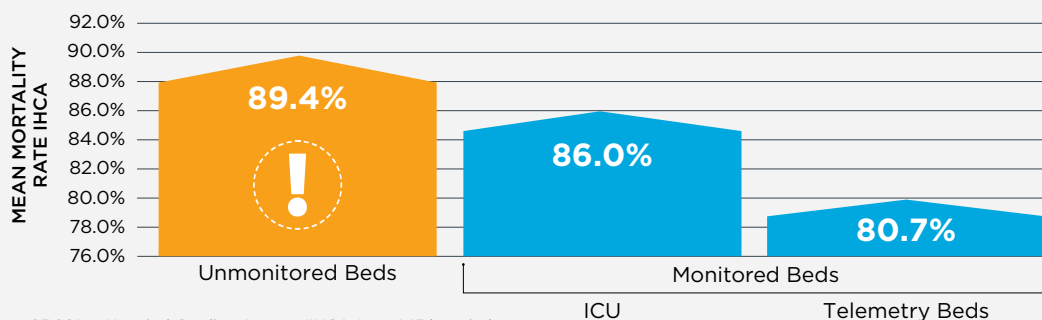
3X
more time spent on documentation and EHR review.³

Source: Higgins LW, Shovel JA, Bilderback AL, Lorenz HL, et al. J Nurs Care Qual. Vol. 32, No. 3, pp. 208-217. 2017.

THE COST OF ERRORS & DELAYED RECOGNITION

Despite steady improvement in hospital care and initiatives to reduce harm for patients, medical error rates are significantly higher in the U.S. compared with other developed countries,^{4,5} and are the third-leading cause of death in this country.⁶

UNMONITORED PATIENTS ARE AT GREATER RISK OF MORTALITY



34%
of Serious Adverse Events (SAEs) are attributed to failures in patient monitoring.⁷

n=85,201 In Hospital Cardiac Arrests (IHCAs), n=445 hospitals

Source: Perman SM, Stanton E, Soar J, et al. Location of In-Hospital Cardiac Arrest in the United States-Variability in Event Rate and Outcomes. J Am Heart Assoc. 2016;5(10):e003638. Published 2016 Sep 29.

¹ Richardson, K. (2018). The impact of retiring baby boomers on nursing shortage. The Journal of Global Health Care System, 1(1).

² Brown H, Terrence J, Vasquez P, et al. Continuous monitoring in an inpatient medical-surgical unit: a controlled clinical trial. Am J Med 2014; 127:226-232

³ Higgins LW, Shovel JA, Bilderback AL, Lorenz HL, et al. J Nurs Care Qual. Vol. 32, No. 3, pp. 208-217. 2017.

⁴ Anderson JG, Abrahamson K. Your Health Care May Kill You: Medical Errors. Study Health Technol Inform. 2017;234:13-17.

⁵ Risk factors for patient-reported medical errors in eleven countries. Health Expect. 2014 Jun; 17(3): 321-331

⁶ Makary M A, Daniel M. Medical error—the third leading cause of death in the US BMJ 2016; 353 :i2139

⁷ van Galen LS, Struik PW, Driesen BE, et al. Delayed Recognition of Deterioration of Patients in General Wards Is Mostly Caused by Human Related Monitoring Failures: A Root Cause Analysis of Unplanned ICU Admissions. PLoS One. 2016;11(8):e0161393. Published 2016 Aug 18. doi:10.1371/journal.pone.0161393

ENHANCED SURVEILLANCE & EARLY DETECTION CAN MAKE ALL THE DIFFERENCE

Capsule Vitals Plus delivers intelligence to the point of care, setting a new standard for efficiency, safety and patient experience. Leveraging Capsule's industry-leading connectivity management, Vitals Plus enables hospitals to securely collect, analyze and integrate a range of patient information at the bedside.

The care team gets access to real-time vitals data and contextual information, and the optional Capsule Early Warning Scoring System (EWSS). This EWSS uses hospital-configured scoring system and interventions to identify patients at risk and guide care teams right at the bedside. Our EWSS is designed to supplement your EMR's EWSS.

A NEW LEVEL OF WORKFLOW EFFICIENCY & CONVENIENCE

- Reduces charting time from hours to minutes, so nurses can spend more time with patients
- A single screen for login, patient association, vitals monitoring and charting of 15 elements, improving workflow
- Ability to see a 72-hour patient-centric view of vital signs history, right at the bedside

IMPROVES PATIENT SAFETY & CARE

- Eliminates risks associated with manual transcription errors and data/chart mix-ups
- Rapid authentication gives clinicians easy access to patient data at the bedside
- Lets users validate data directly at the bedside, enabling timely care decisions
- Role-based authorization ensures the right data is entered by the right team member
- Bedside early warning scoring that routes scores and physio alarms to downstream systems

PROVIDES EARLY WARNING OF PATIENT DECLINE WITH HOSPITAL-RECOMMENDED INTERVENTION

- Registers subtle changes in vital signs and provides an immediate acuity score based on your custom-configured algorithm
- Displays vital signs history and the previous four acuity scores to place the new score in clinical context
- Sends score to alarm management to activate rapid response teams and provides step-by-step intervention steps
- Eliminates manual calculations while reducing guesswork and lag time, helping your team respond quickly and appropriately

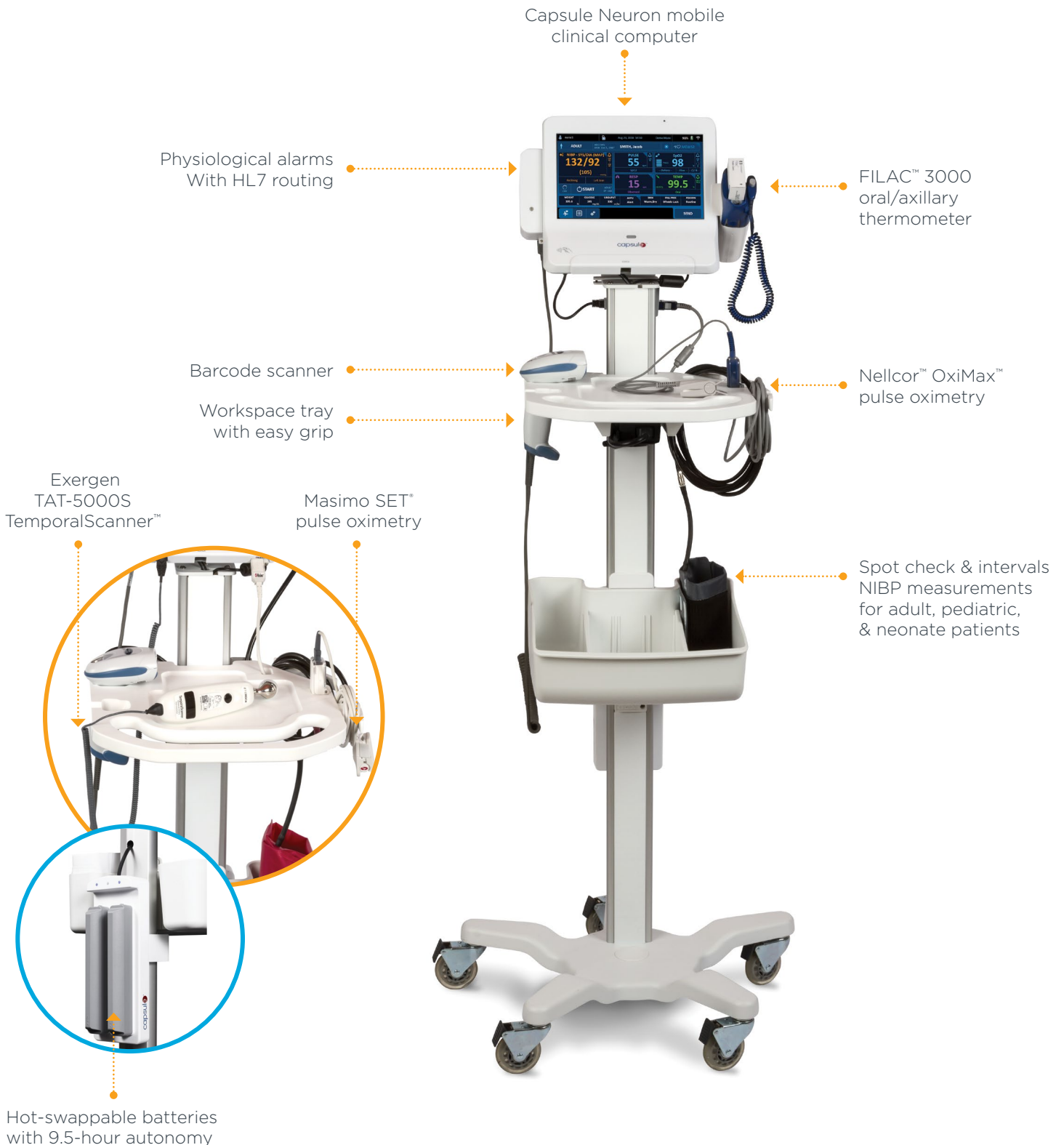
EARLY DETECTION CAN MAKE THE DIFFERENCE BETWEEN LIFE & DEATH



CUSTOMIZABLE TO MEET YOUR NEEDS

- Three monitoring modes: spot-check, intervals, continuous
- Supports both Masimo SET[™] and Nellcor[™] OxiMax[™] pulse oximetry
- Supports both FILAC[™] 3000 oral/axillary and Exergen TAT-5000S TemporalScanner[™]
- Added modifiers and custom fields available

ADVANCED FUNCTIONALITY FOR INCREASED SAFETY & WORKFLOW EFFICIENCY



SELECTED SPECIFICATIONS



NIBP

Systolic Range	Adult: 40 – 260 mmHg	Pediatric: 40 – 230 mmHg	Neonate: 40 – 130 mmHg
Diastolic Range	Adult: 20 – 200 mmHg	Pediatric: 20 – 160 mmHg	Neonate: 20 – 100 mmHg
MAP Range	Adult: 26 – 220 mmHg	Pediatric: 26 – 183 mmHg	Neonate: 26 – 110 mmHg
Clinical Accuracy	ISO 81060-2:2013 for Adult, Pediatric, Neonate		
Pulse Rate Range	30 to 220 bpm		
Pulse Rate Accuracy	±2% or ±3 bpm		
Cuff Types	SunTech Medical Reusable, Vinyl, Disposable		

SpO₂

Masimo SET® (Signal Extraction Technology)**

SpO ₂ Range	1 – 100%
SpO ₂ Accuracy	±2 digits for 70 – 100% Adult, Pediatric (No Motion) ±3 digits for 70 – 100% Adult, Pediatric (Motion) ±3 digits for 70 – 100% Neonate (No Motion, Motion)
Pulse Rate Range	25 – 240 bpm
Pulse Rate Accuracy	±3 digits Adult, Pediatric, Neonate (No Motion) ±5 digits Adult, Pediatric, Neonate (Motion)
Perfusion Index	0.02% – 20%
Low Perfusion Performance	±2 digits for SpO ₂ , ±3 digits for Pulse Rate (> 0.02% Pulse Amplitude and % Transmission > 5%)
Sensor Types	Masimo LNCS Reusable and Single Patient Use

** Masimo SET is clinically proven in over 100 studies as the superior pulse oximetry technology for its ability to accurately measure during motion and low perfusion. SpO₂ and Pulse Rate Accuracy figures reflect use with LNCS finger sensors.

Nellcor™ OxiMax™ Technology

SpO ₂ Range	1 – 100%
SpO ₂ Accuracy***	±2 digits for 70% – 100% Adult, Pediatric ±2 digits for 70% – 100% Neonate ±3 digits for 60% – 80% Adult, Pediatric, Neonate Low Sat ±2 digits for 70% – 100% Low Perfusion ±3 digits for 70% – 100% Adult, Pediatric, and Neonate with Motion
Pulse Rate Range	20 – 250 bpm
Pulse Rate Accuracy	±3 digits Adult, Pediatric, Neonate ±3 digits Low Perfusion ±5 digits (48 – 127 bpm) Adult, Pediatric, Neonate with Motion
Perfusion Index	0.03% – 20%
Sensor Types	Nellcor™ OxiMax™ Reusable and Single Patient Use

*** Saturation accuracy varies by sensor type. Refer to the "Sensor Accuracy Grid available at www.medtronic.com/covidien/en-us/products/pulse-oximetry

Temperature

FILAC™ 3000 Thermometer⁺

Temperature Range	35 to 43 °C (95 to 109 °F) Predictive Mode
Clinical Accuracy	±0.2 °C (± 0.4 °F) difference between Predictive and Direct Modes on 98% of tested patients, meeting EN 12470-3
Response Time	6 - 10 seconds (oral), 8 - 12 seconds (axillary), 10 - 14 seconds (rectal) Predictive Mode

Exergen TAT-5000S TemporalScanner™

Temperature Range	15.5 to 43 °C (60 to 110 °F)
Clinical Accuracy	+/- 0.1 deg C (+/1 0.2 deg F) per ASTM E1112
Response Time	-0.04 seconds

+ Functionality based on proprietary technology of Cardinal Health Inc.

Scale Connectivity

Models	<u>Scale-Tronix</u> ® 4802, 5XX2, 6XX2, 51X5, 51X7, 6154	<u>Seca</u> ® 264, 284, 374, 486, 634, 664, 703, 704
Method	Automatic detection and capture via RS-232	Automatic detection and capture via 456 wireless dongle

Technical Characteristics

Operating Conditions	10 to 40°C (16 to 40°C with Exergen), 15 to 95% Humidity
Storage Conditions	-20 to 50°C, 15 to 90% Humidity
Ingress Protection	IP31, except IPX0 with Exergen
Battery Autonomy	Up to 9.5 hours with measurements every 10 minutes using hot swappable Dual Battery Dock
External Power Supply	100-240V AC, 2.0-1.0A, 50-60 Hz
Dimensions	Height: 1470 mm (57.9") x Width: 550 mm (21.7") x Depth: 550 mm (21.7")
Weight	18 kg (39.7 lb) with Dual Battery Dock and roll stand
Network Connectivity	10/100/1000 base-T LAN WLAN IEEE 802.11 a/b/g/n
Data Storage Capacity	Saved/cached data sets persist for 72 hours

FOR MORE INFORMATION, CONTACT US

NORTH AMERICA

800.260.9537
support@capsuletech.com

INTERNATIONAL OFFICES

+33 1 84 17 12 50
international@capsuletech.com

→ Learn more at CapsuleTech.com

CapsuleTech.com